



**CERT COMMAND TEAM HURRICANE ALERT**  
**Now Is The Time To Buy Emergency Supplies, Batteries, Gas Up, Have Extra Cash on Hand, Take Photos of Your Valuables, Gather Essential Documents - Before the Long Lines, Empty Shelves and Power Grid Loss.**

1600hrs, Sunday, August 27<sup>th</sup>

**Heavy Tropical Storms & Potential Hurricane Development Headed For Our South West Gulf Coast – Starting Late Tuesday, August 29<sup>th</sup> into Wednesday, September 30<sup>th</sup>**

### **What Is The Storm's Predicted Path?**

National Hurricane Service, NOAA and FEMA predict that Tropical Depression 10, soon to be called Hurricane Idalia, will approach the Gulf's coastal area late Tuesday evening into early hours of Wednesday. Refer to the storm tracking maps below. This severe weather system is currently heading north across the Gulf up into the Panhandle, GA and AL shores but may easily and very quickly turn inland (as did Hurricane Ian) towards our Fort Myers to Tampa coastlines. Overheated Gulf waters (10-15 degrees warmer than last year) are forecasted to churn this tropical depression into a hurricane category as it moves slowly up the Gulf. There is a greater than 80% chance that the outside cone of the weather system will make landfall around Tampa, and a 60% chance closer to the Sarasota area. Remember that damaging winds, tornados and lightning strikes can be just as severe on the outside of the cones than inside the core path itself.

### **What Does This Forecast Mean To Plantation Residents?**

Due to extreme weather and climate patterns in 2023, this year's hurricane season started a few weeks early, and is extended into mid-November this year, which means we must always be prepared with emergency supplies and family preparedness plans during this threat period. Listen to forecasts, stock up your supplies days or weeks before an actual storm arrives, make family plans where to shelter, where to evacuate, how to keep in touch during power grid shutdowns, during cell service loss. Put away loose items on your lanais, porches and lawns that could blow away and become lethal high wind-borne flying projectiles to your neighbors. Even if this storm threat passes by without incident, then you are that better prepared for the next natural disaster threat that will be sure to follow in the coming months. Assume that your fresh water sources and sewage drainage will

be compromised during a major storm, so stock up on fresh water bottles, and have a backup toilet and sanitary waste disposal plan in place (Home Depot orange buckets, plastic bags, toilet paper, sand, hand sanitizer, lined human waste disposal bags).

### **What Will Your Plantation CERT Team Provide To Homeowners?**

CERT's role in the Plantation community is to provide ongoing household disaster preparedness education, then activate post-disaster recovery services to our homeowners. We will continue to provide preparedness tips and injury/damage mitigation advice, as well as current updates, alerts and safety advice on approaching threats.

After the storm has passed, and it is safe for CERT volunteers and residents to come on the streets, CERT activates an ECC Emergency Comfort Center, located in the Plantation Golf Club Library/Pro Shop building. There, with daytime shifts by volunteer homeowners, we will provide an emergency services comfort station.

We provide basic first aid and medical well-being services and self-care relief and advice. However, CERT is not a medical urgent care clinic, nor are we a dispensary or inventory for extra emergency supplies such as batteries, flashlights, radios, first aid kits that you should normally have stocked up at home. But we can help you with home preparedness tips, damage and recovery strategies, evacuation guidance, first responder and public disaster services connections. The ECC is also a friendly and welcoming hub where neighbors can check on and meet with their friends and other neighbors, and learn about what recovery services and supplies are available throughout their community and Sarasota County.

At the ECC, CERT will provide backup power sources for recharging phones, fans and basic temporary lighting in our Library ECC reception areas. We also provide Family Reunification services – by allowing you to use our satellite phones to call out-of-state loved ones and contacts if your home phone or cell services are disconnected.

Sent by  
Ted Heighington  
Incident Commander  
**Plantation CERT**  
[plantationcertinc@gmail.com](mailto:plantationcertinc@gmail.com)  
416.818.1961

7:14 80

95W 90W 85W 80W

**ches:**  
 Hurricane Watch  
 Tropical Storm Watch

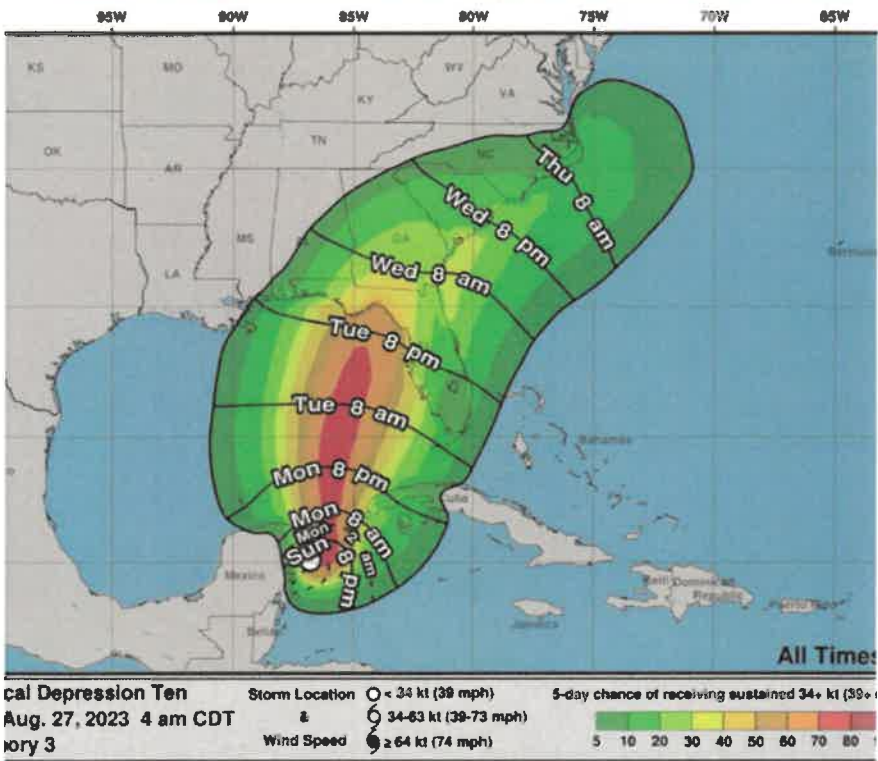
**Warnings:**  
■ Hurricane Warning  
■ Tropical Storm Warning

**Sustained Winds:**  
■ Hurricane Force  
■ Tropical Storm Force

**Position:**  
 ○ Center as of 4  
 — Past Track

Most Likely TS Wind Arrival

Most Likely Arrival Time of Tropical-Storm-Force Winds



NHC Key Messages

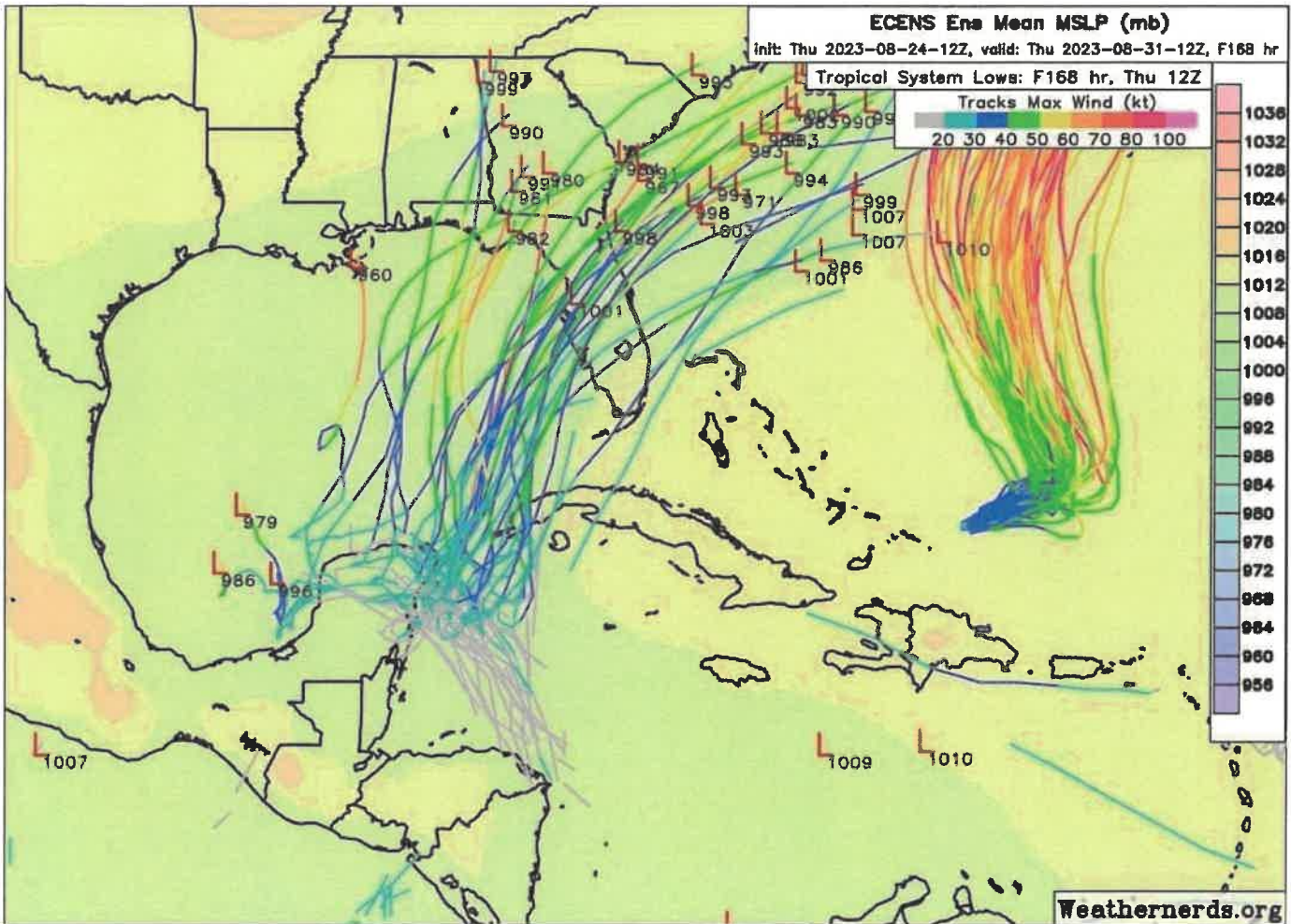
**Key Messages for Tropical Depression Ten**  
**Advisory 3: 4:00 AM CDT Sun Aug 27, 2023**

Heavy rainfall from Tropical Depression Ten is expected across the eastern Yucatan Peninsula and northern Cuba. The heavy rainfall may produce areas of inland urban flooding, as well as landslides, especially in western Cuba. The depression is forecast to become a tropical storm later today, and tropical storm conditions are expected over portions of the eastern Yucatan Peninsula and extreme western Cuba where a Tropical Storm Warning is in effect. Tropical storm conditions are possible on the Isle of Youth, where a



Home   Current Storms   Outlook   Alert History   Discussions







Questions or Want To Volunteer?  
Email us at [plantationcertinc@gmail.com](mailto:plantationcertinc@gmail.com)

## **2023 HURRICANE SEASON ARRIVES JUNE 1<sup>ST</sup> – BE PREPARED!**

**YOUR PLANTATION CERT TEAM WANTS TO HELP YOU TO BE PREPARED, KEEP SAFE AND TO KNOW WHAT TO DO AND WHERE TO GO DURING THE STRONG LIKELIHOOD OF SEVERE STORMS IN THE MONTHS AHEAD**

***HERE ARE SEVERAL HELPFUL AND INFORMATIVE LINKS TO EMERGENCY PREPAREDNESS, EMERGENCY KITS, EVACUATION GUIDELINES, HOME SAFETY, POST STORM SUPPORT AND SUPPLIES***

### **What Will Plantation CERT Do For Residents During A Disaster?**

- we will provide you with hurricane preparedness tips, first aid safety kits advice, home safety directions, evacuation guidance, storm warning communications, important links to disaster recovery services and shelters
- Plantation CERT will open up its Emergency Operations Center immediately following a storm where this 'Comfort Center' will provide first aid triage, emergency radio and satellite communications, generator power and charging stations, family reunification services, cooling rooms, damage repair report filing, recovery assistance guidance and links to emergency food and water and hygiene supply stations by National Guard and Sarasota County and Red Cross

### **What Plantation CERT Can Not Provide**

- we are a comfort station, not a medical urgent care clinic
- we are not a dispensary or inventory for extra emergency supplies such as batteries, flashlights, radios, first aid kits
- but we can help you with home preparedness tips, safety kits, and provide advice on damage repairs, and administer basic first aid

# Evacuate or Stay? How to Make Safe Shelter Decisions

If a storm is approaching, there are two paths to consider.

## EVACUATE OR STAY? WHICH PATH SHOULD YOU TAKE?

**START**  
1) Do you live in a vulnerable area or home?  
(Mobile home or RV, an area that floods often or is near a waterway, or a structure in need of repair or built prior to 2002).

YES NO

Don't roll the dice and take a chance on your life!

### EVACUATE!

Do not panic. Move to a sturdy place and leave enough time to get to where you will weather the storm. **DO NOT** take chances by staying in an unsafe location or waiting until it is too late!

#### Assemble your Disaster Supply Kit

Prepare enough supplies for your entire family, including pets.

#### Select your safe place

Identify where you will go and how you will get there. This place can be a friend's or relative's home, hotel, motel, or nearby designated shelter/evacuation center. Make sure your destination is NOT in an area that has been ordered to evacuate.

**STOP**  
Do you need help with transportation?

Consider carpooling with friends or relatives, or a volunteer program. **Get Uber or Lyft!**

YES Contact County  
Your County provides an emergency shelter. Call them to coordinate your evacuation travel.

NO Fill vehicle with gas  
Fill your gas tank and check oil, fluids, and tires. Gas pumps will not operate without electricity.

Notify family & friends of your plans

2) Have you been ordered by County officials to evacuate?

Know which Hurricane Evacuation Level applies to your home. If your area is ordered to evacuate, for the safety of you, your family, and your community, you must **ALWAYS** evacuate.

YES NO

### STAY HOME!

Sheltering in place is a practical option if you live in a safe area and structure. **Obtain your home as a shelter to relatives or friends in harm's way.**

**TAMPA BAY**  
Download your All-Hazards Disaster Preparedness Guide and Evacuation Map at [tampabayprepares.org](http://tampabayprepares.org).

Secure your home and important documents, stock extra supplies

#### Assemble your Disaster Supply Kit

Prepare enough supplies for your entire family, including pets.

Review the Disaster Supplies Checklist available at [tampabayprepares.org](http://tampabayprepares.org)

Fill vehicle with gas  
Fill your gas tank and check oil, fluids, and tires. Gas pumps will not operate without electricity.

After a disaster, you may be without power and many of the services you rely on, including water, sewer, phone, internet, cell phone, and television. Emergency services may not be able to immediately respond. Are you prepared to be self-reliant for at least 72 days after the event?

Get extra cash  
Banks and ATMs will not operate during power outages. Your money will be able to access credit cards or personal checks.

Check on your neighbors  
Especially the elderly and people with medical needs. Are they prepared?

Stay alert  
Stay alert to weather advisories. Use a NOAA Weather Radio and follow County web and social media updates.

### RIDE OUT THE STORM

Listen to local officials for the all clear before going outside or returning home. Florida Emergency Information Line: 1-800-942-3537

Hit the road  
When advised by your County, grab your family, pets, and supply kit and head to safety using your Hurricane Evacuation Map included in [tampabayprepares.org](http://tampabayprepares.org).

Tampa Credit: Tom Sime & Electronic Arts

## What To Do Before You Evacuate Your Home

<https://www.consumerreports.org/emergency-preparedness/what-to-do-to-your-home-before-evacuating/>

## How To Prepare For A Hurricane

<https://www.ready.gov/hurricanes#prepare>

## Financial Documents To Prepare For Disasters

<https://www.ready.gov/financial-preparedness>

## How To Make A Family Emergency Plan

<https://www.floridadisaster.org/family-plan/>



## Disaster Resource Guide For Older Adults

**If You Have Special Medical or Disability Needs** - Regardless of medical or physical condition, everyone should plan ahead for potential evacuation. The best and safest evacuation choices include staying with relatives or friends out of the area, checking into a hotel/motel, or pre-admission into a medical facility if medically necessary. If you have medical issues, the place you can best be supported during a hurricane should be a joint decision among your physician, home health agency, caregiver, family, and yourself. To assist in making a decision concerning your care for more information on how to prepare for a disaster for individuals with access and functional needs, visit [floridadisaster.org/getaplan](http://floridadisaster.org/getaplan). You can register for the Florida Special Needs Registry on the website. Individuals who qualify for a special needs shelter should contact their local emergency management agency for additional information.

### CERT SUGGESTS THIS CHECKLIST

- ⇒ Discuss your needs and make sure everyone knows how to operate your necessary medical equipment.
- ⇒ Create a network of neighbors, relatives, friends, and coworkers to aid you in an emergency.
- ⇒ Discuss your needs with your employer before a disaster strikes to see what support they can provide.
- ⇒ If you are mobility impaired and live or work in a high-rise building, have an escape chair.
- ⇒ If you live in an apartment building, ask the management to mark accessible exits clearly and to arrange to help you leave the building.
- ⇒ Keep specialized items ready, including extra wheelchair batteries, oxygen, catheters, medication, food for service animals, and any other items you might need.
- ⇒ Keep a list of the type and model numbers of the medical devices you require.
- ⇒ Be sure to make provisions for medications that require refrigeration.
- ⇒ If you require oxygen, check with your supplier about emergency plans.
- ⇒ If you require a respirator or other electric-dependent medical equipment, you should make prior medical arrangements with your physician. You should also register in advance with your local power company.

## **Public Shelters**

Because some people do not have the option to independently evacuate out of the area, the American Red Cross operates public shelters. These facilities are not hospitals, nursing homes, or hotels. Public shelters available under emergency conditions will accept anyone who is self-sufficient and needs no outside professional assistance in performing activities of daily living (ADL).

## **Special Needs Shelters**

Most counties have Special Needs Shelters. Some are units within American Red Cross public shelters; some are shelters solely used for those with special needs. Basic medical assistance and monitoring will be available. Special needs shelters are not equipped with advanced medical equipment or medications, nor are they staffed to provide advanced medical care. A caregiver should accompany clients. Shelter medical staff will be unfamiliar with your medical condition and treatment. To learn more about the requirements for staying in a special needs shelter, contact your local emergency management agency.

## **Hospital/Nursing Homes**

If your physician has decided that during an emergency you need to be cared for in a skilled nursing facility, such as a hospital or nursing home, he or she must arrange pre-admittance with a specific facility prior to the evacuation. You must have a copy of the pre-admission letter from your doctor stating that you are to be taken to a specific hospital or nursing home and arrangements have been made with the facility for admittance. This letter must accompany you when you are evacuated. Medicare will only pay for hospitalization claims that are deemed medically necessary; therefore, arrangements must be made in advance. If any costs arise from your admittance, you are responsible for them.

## **Special Needs Transportation**

Residents who require transportation assistance can indicate this need with the Special Needs Registry and will be taken to public shelters, special needs shelters, or medical facilities. Transportation is not provided to private homes, hotels, or locations outside of the county.



## **Extra Links by American Red Cross for Hurricane Safety and Post Disaster Shelters**

<https://www.redcross.org/get-help/how-to-prepare-for-emergencies/types-of-emergencies/hurricane.html>

## **Sarasota Emergency Centers**

<https://www.scgov.net/government/emergency-services/emergency-management/evacuation-centers>

## **Special Medical Needs Assistance Programs by Sarasota County**

<https://www.scgov.net/government/emergency-services/emergency-management/medical-needs-program>

## **How To Sign Up for Sarasota County Emergency Alerts**

<https://www.alertsarasotacounty.com/>

## **Hurricane Recovery & Assistance Programs**

<https://www.scgov.net/government/emergency-services/hurricane-recovery>

## **Tips How To Prepare Your Home**


<https://www.scgov.net/government/emergency-services/hurricane-preparedness/homeowners>

# How To Get To An Evacuation Center

EMERGENCY SERVICES

## TRANSPORTATION RALLY POINTS

# HOW TO GET TO AN EVACUATION CENTER

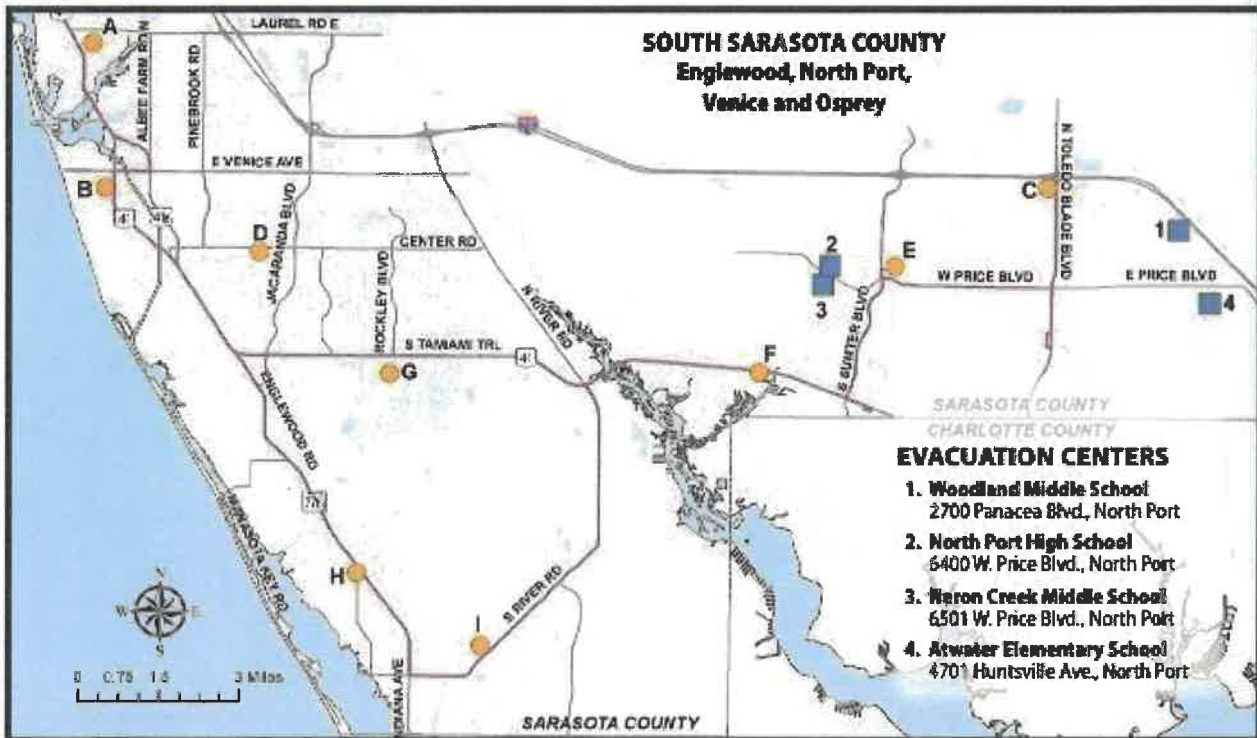


**There are FOUR WAYS to get to an evacuation center:**

1. Take personal transportation.
2. Use Sarasota County Area Transit (SCAT) service: visit [scgov.net](http://scgov.net) for schedules.
3. Drive to a transportation rally point.
4. As a last-resort for those who cannot drive or be transported by family, friends or neighbors, Sarasota County will provide free bus transportation to designated rally points.

### HOW TO REGISTER FOR TRANSPORT TO A RALLY POINT.

- Visit [scgov.net](http://scgov.net) (keywords evacuation centers) NOW to complete the online registration form. All county libraries are available to help with online registration for those without a computer.
- Residents who register will receive an automated telephone message with information about the location of rally points and when they will be picked up.
- Registration will stop 60 hours before landfall.



### RALLY POINTS

- |  |  |   |
|--|--|---|
| <b>A. Laurel Park</b><br>509 Collins Road, Nokomis                     | <b>D. Garden Elementary School</b><br>700 Center Road, Venice          | <b>G. Taylor Ranch Elementary</b><br>2500 Taylor Ranch Trail, Venice          |
| <b>B. Venice Community Center</b><br>326 Nokomis Ave. S., Venice       | <b>E. George Mullen Activity Center</b><br>1602 Kramer Way, North Port | <b>H. Buchan Airport Community Park</b><br>1390 Old Englewood Road, Englewood |
| <b>C. Suncoast Technical College</b><br>N. Cranberry Blvd., North Port | <b>F. North Port Library</b><br>13800 Tamiami Trail, North Port        | <b>I. Englewood Sports Complex</b><br>1300 S. River Road, Englewood           |

## **Pet Disaster Preparedness Kits**

[https://www.cdc.gov/healthypets/keeping-pets-and-people-healthy/emergencies/pet-disaster-prep-kit.html?CDC\\_AA\\_refVal=https%3A%2F%2Fwww.cdc.gov%2Fhealthypets%2Femergencies%2Fpet-disaster-prep-kit.html](https://www.cdc.gov/healthypets/keeping-pets-and-people-healthy/emergencies/pet-disaster-prep-kit.html?CDC_AA_refVal=https%3A%2F%2Fwww.cdc.gov%2Fhealthypets%2Femergencies%2Fpet-disaster-prep-kit.html)

## **Hurricane Retrofit Guide -How To Make Your Home More Hurricane Resistant**

<https://apps.floridadisaster.org/hrq/index.asp>

## **How To Build A Disaster Emergency Supply Kit**

<https://www.floridadisaster.org/planprepare/hurricane-supply-checklist/>

## **Your Responsibilities**

- ⇒ Share your disaster plans with a relative or friend outside the area.
- ⇒ Call after a disaster and let them know you are all right and where you will be staying.
- ⇒ When an emergency threatens, continually monitor radio and/ or TV to determine whether you are included in the evacuation area.
- ⇒ If your area is ordered to evacuate, gather your belongings and proceed to your evacuation destination.
- ⇒ If you have registered for transportation, units will be dispatched to your location.
- ⇒ Create and bring your disaster supply kit



## **Assemble Your Disaster Supply Kit**

A disaster supply kit is a collection of basic items, prepared ahead of time, that members of a household may need in the event of a disaster. Local officials and relief workers will be on the scene a few days after a disaster, but they cannot reach everyone immediately.

Basic services such as electricity, gas, water, sewage treatment, and telephones may be cut off for days, weeks, or longer. You may have to evacuate at a moment's notice and take only essentials with you. You probably will not have the opportunity to gather supplies in the midst of an emergency.

### **Food**

Avoid foods that will make you thirsty. Choose salt-free crackers, whole grain cereals, and canned foods with high liquid content.

Stock canned foods, dry mixes, and other staples that do not require refrigeration, cooking, water, or special preparation. (Note: Be sure to include a manual can opener.)

Include special dietary needs, and your medications.

**How Much Water Do I Need?** You should store at least one gallon of water per person per day. A normally active person needs at least one-half gallon of water daily just for drinking.

Individual needs vary, depending on age, physical condition, activity, diet, and climate. Children, nursing mothers, and ill people need more water.

Very hot temperatures can double the amount of water needed. A medical emergency might require additional water. Water is also used for sanitation and hygiene.

### **How Should I Store Water?**

The safest, most reliable emergency supply of water is commercially bottled water. Keep bottled water in its original container, and do not open it until you need to use it.

If you are preparing your own containers of water, it is recommended that you use food-grade containers.

If the water comes from a non-commercial source like a well that is not treated with chlorine, add two drops of non-scented liquid household chlorine bleach to the water. Tightly close the container using the original cap. Be careful not to contaminate the cap by touching the inside of it with your finger. Place a date on the outside of the container so they you know when you filled. Tap water does not need to be treated.

### **Maintain Your Kit**

Just as important as putting your supplies together is maintaining them so they a safe to use when needed.

- Keep canned foods in a cool dry place.
- Throw out cans that become swollen, dented, or corroded
- Store boxed food in tight closed plastic or meat containers to protect from pests and extend its shelf life
- Place new items at the back of the storage area and old ones in the front.
- Change stored food and wat supplies every six months. Be sure to write the date you store it on all containers.
- Keep items in airtight plastic bags and put your entire disaster kit in one or two easy to-carry containers, such an unused trash can, camping backpack, or duffel bag.

[Visit floridadisaster.org/getaplan](http://floridadisaster.org/getaplan) to build your emergency plan

*Source: fema.gov*



# DISASTER SUPPLY KIT CHECKLIST



## General

- Two week minimum supply of medication, regularly used medical supplies, and a list of allergies
- A list of the style, serial number, and manufacturer information of required medical devices
- Batteries
- Flashlights  
*Do not use candles*
- NOAA Weather Radio  
*Battery operated or hand cranked*
- Cash  
*Banks and ATMs may not be available after a storm*
- Cell phone chargers
- Books, games, puzzles or other activities for children

## Phone Numbers

- Maintain a list of important phone numbers including:  
*County emergency management office, evacuation sites, doctors, banks, schools, veterinarian, a number for out of town contacts, friends and family*

## Clothing

- Rain gear such as jackets, hats, umbrellas and rain boots
- Sturdy shoes or boots and work gloves

## Special Needs Items

- Specialty items for infants, small children, the elderly, and family members with disabilities

## First Aid

- First Aid Manual
- Sterile adhesive bandages of different sizes
- Sterile gauze pads
- Hypoallergenic adhesive tape
- Triangular bandages
- Scissors
- Tweezers
- Sewing needle
- Moistened towelettes
- Antiseptic
- Disinfectant wipes
- Hand sanitizer
- Thermometer
- Tube of petroleum jelly
- Safety pins
- Soap
- Latex gloves
- Sunscreen
- Aspirin or other pain reliever
- Anti-diarrheal medicine
- Antacid
- Laxative
- Cotton balls
- Q-tips

## Food and Water

- Food  
*Nonperishable packaged or canned food and beverages, snack foods, juices, baby food, and any special dietary items to last at least 7 days*
- Water  
*1 gallon per person per day*
- Non-electric can opener
- Paper plates
- Napkins
- Plastic cups
- Utensils

## Important Documents

- Insurance cards
- Medical records
- Banking information
- Credit card numbers
- Copies of social security cards
- Copies of birth and/or marriage certificates
- Other personal documents
- Set of car, house, and office keys
- Service animal I.D., veterinary records, and proof of ownership
- Information about where you receive medication, the name of the drug, and dosage
- Copy of Will

*\*Items should be kept in a water proof container*

## Vehicle

- Keep your motor vehicle tanks filled with gasoline

## Pet Care Items

- Pet food and water to last at least 7 days
- Proper identification
- Medical records/microchip information
- A carrier or cage
- Muzzle and leash
- Water and food bowls
- Medications
- Supplies for your service animal

Find more disaster preparedness tips at  
[FloridaDisaster.org](http://FloridaDisaster.org)